



Our Solutions

With superior image quality and intuitive imaging software, the ExamVue Duo digital imaging system delivers fast image acquisition, easy workflow management, and lower dose for your patients.

The ExamVue Duo system comes equipped with a strong suite of veterinary tools, and is available in any configuration for your practice needs.

JPI ExamVue Duo Package



ExamVue
17"x17" Tethered



PC Workstation



LAN PACS



ExamVue Duo
Acquisition Software



DICOM
Modality Worklist

Optional Upgrade



ExamVue
14"x17" Wireless



Laptop
Workstation



Cloud PACS



5-5-5 Warranty Program

JPI is not your average imaging solutions provider. Reach out to us! Our Account Managers are happy to discuss the imaging solutions and coverage options that are best for you.


- ▶ **5 years DROP COVERAGE PROGRAM**
- ▶ **5 years REMOTE SOFTWARE SUPPORT**
- ▶ **5 years WARRANTY**





ExamVue Duo Flat Panel Detectors

- ▶ Works with all x-ray generators, no matter the age
- ▶ Installs directly into your existing table cassette tray
- ▶ Sharp, easily read images
- ▶ Cesium Direct-Deposit Technology
 - Lower patient and tech exposure
 - Great images with larger animals
 - No compromise on image quality
- ▶ Automatic Exposure Detection
 - No wiring into the generator needed



17" x 17" Tethered

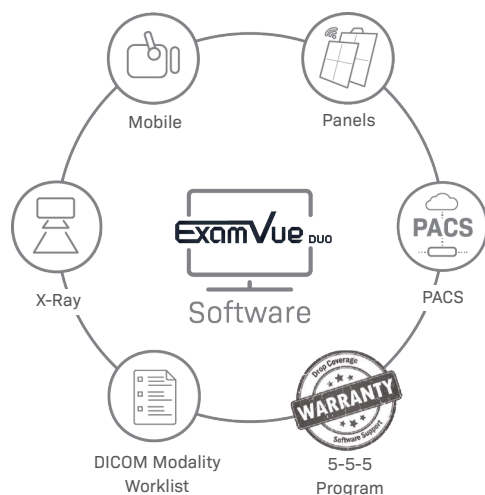
- ▶ Never leave your tray
- ▶ No worry, no fuss
- ▶ Reliable consistency

14" x 17" Wireless

- ▶ Use like a cassette
- ▶ Long battery life
- ▶ Fast data transmission
- ▶ Wifi Connection

ExamVue Duo Acquisition Software

With state of the art and intuitive imaging tools, our **ExamVue Duo** software produces clear, concise, and quality images with even the oldest generators and larger animals. Reliable and convenient, the **ExamVue Duo** software seamlessly integrates into any professional veterinary practice.



ExamVue Duo comes standard with veterinary diagnostic tools and can be expanded even further with the JPI Cloud PACS. The JPI Cloud PACS expands your access to your images to anywhere you can connect to the internet and allows for easy sharing with doctors and patients throughout your practice or anywhere in the world.

Advanced Veterinary Tool-set

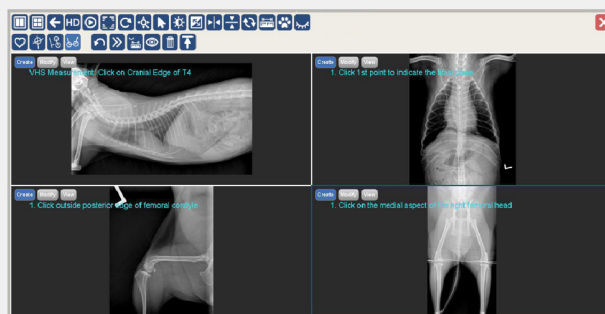


Veterinary

- Axial Angle
- Clock Face
- Clock Face(Lat View)
- Clock Face(VD View)
- Cross Angle
- Liver Size
- Middle Angle
- Norberg Angle
- Percent Coverage
- Spine Label
- TPA
- Vertical Discrepancy
- VHS
- VLAS

Additional Tools in Cloud PACS

- ▶ Vertebral Heart Score
- ▶ TPLO Analysis
- ▶ Norberg Hip Analysis
- ▶ TTA Analysis



User-Friendly Design

Simple & Fast Workflow

Convenient Diagnosis Function

Contact us:

RAYTECH-DIAGNOSTICS
613-799-4171
sales@raytechdiagnostics.com
<https://raytechdiagnostics.com>



www.jpihealthcare.com