

PODSKAN X-RAY SYSTEM FOR PODIATRY



PodSkan X-Ray System Features

- Monoblock setup
- Rotatable touch screen console mounting arm
- Low X-Ray leakages
- Stainless steel Rigid Patient support Handle allows access from side or front
- Self locking system for vertical positioning of the detector
- High Performance
- Adjustable kV and mAs
- Integrated 2.8 kW high-frequency generator of excellent image quality
- Compact design & high-performance
- Dedicated LCD touchscreen display console & exposure switch
- Tilt head system
- Smooth & precise arm movement
- Rigid patient support handle which allows access from side or front
- Low base height
- 5 year warranty



Call us for more information
1-800-385-9593

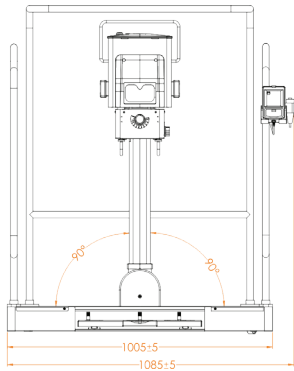
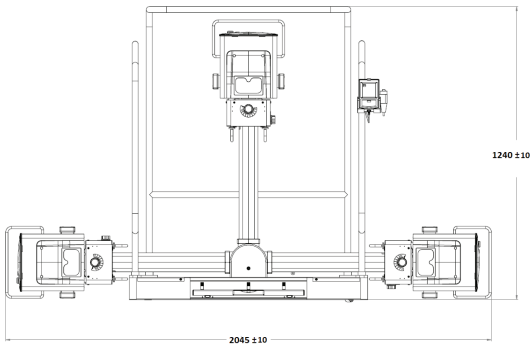
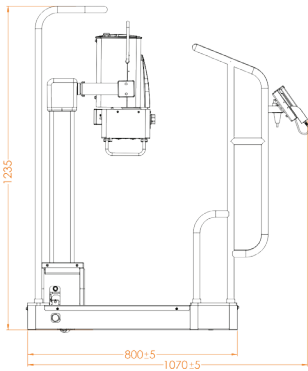


RAYTECH-DIAGNOSTICS
613-799-4171
sales@raytechdiagnostics.com
<https://raytechdiagnostics.com>

PODSKAN X-RAY SYSTEM FOR PODIATRY

SPECIFICATIONS

Podiatry X-Ray System	
Peak Power	2.8kW for 100 mS
kkVp Range	40-80kV in steps of 2kV
mA Range	10mA-60mA
mAs Range	.32mAs-16mAs in 18 steps
Focal Spot	1.2mm as per IEC60366
Anode Material	Tungsten
Target Angle	16 Degree
Thermal Capacity	20000 HU
Voltage Range	100-240V AC RMS
Frequency Range	50-60Hz
Max Input Current	16A RMS (at 240V) / 38A RMS Max (at 100V)
Appliance Inlet	3-pin IEC60320-1 C20
Power Factor	>0.9 at full load @ 100V AC
Dimensions	45.7in x 42.9in x 48.8in
Weight	253.5 lbs
Base Height	3.7 inches
Weight Capacity	441 pounds



1-800-385-9593

RAYTECH-DIAGNOSTICS
613-799-4171
sales@raytechdiagnostics.com
<https://raytechdiagnostics.com>